

210-34 Pastel Organic Baby Set

© Pierrot Yarns (Gosyo Co., Ltd.). Translation by Linda Lanz.



Materials

- Pierrot Yarns Pastel Organic [100% organic cotton; 77 yds / 70m per 0.88 oz./ 25g skein];
 - color #51 ivory; 6 skeins [140g]
 - small amount colors #52 baby pink, #55 mint green, and #56 baby blue
- 3.9mm (US 6) straight knitting needles or size necessary to achieve gauge
- 3.6mm (US 4 or 5) double-pointed knitting needles or size necessary to achieve gauge
- 2.5mm (US B or C) and 3.0mm (US C or D) crochet hooks or sizes necessary to achieve gauge
- tapestry needle

Gauge

- vest: in pattern st A, B, and stockinette st: 20 sts and 27 rows = 10cm/4" square with larger needles
- hat: in pattern st A, B, and stockinette st: 23 sts and 30 rows = 10cm/4" square with smaller needles

Finished measurements

- | | |
|---------------------------------|---------------------------------|
| • vest: | • hat: |
| ○ chest 50cm/19.7" | ○ head circumference 52cm/20.5" |
| ○ cross back width 25.5cm/10.0" | ○ length 16cm/6.3" |
| ○ length 30.5cm/12.0" | |
| ○ sleeve length 7cm/2.8" | |

Knitting Tips

Body of vest: Cast on and knit in pattern stitch A, then continue to pattern stitch B. Join shoulders with three-needle bind-off, then join sides with mattress stitch.

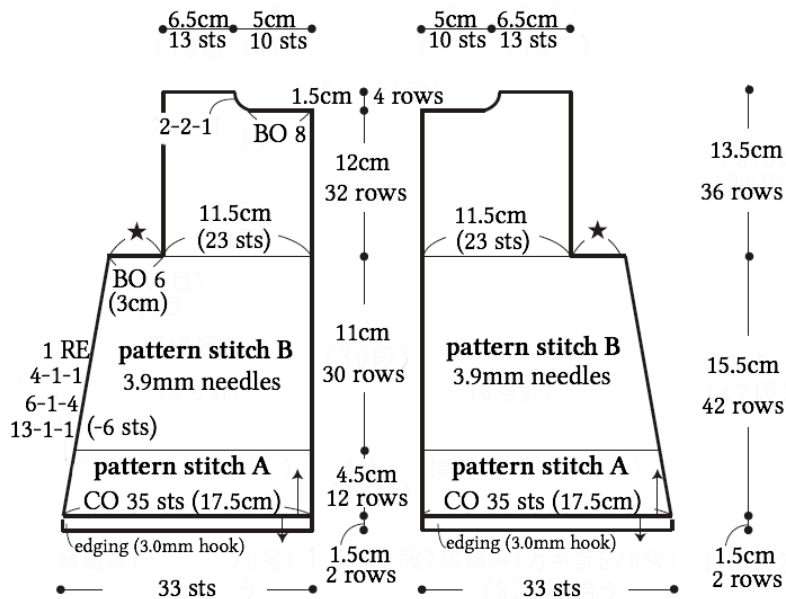
Sleeves: Work single crochet around armholes, followed by pattern stitch C. Seam sleeves to body where marked with ★.

Finishing: Working edging (in the round) at hem, back opening, and neckline. Work buttonholes at back right edge. Attach flower motifs, bobbles, and buttons.

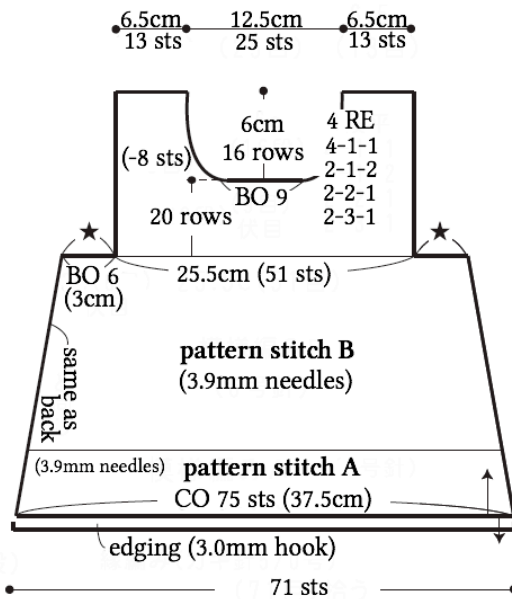
Hat: Hat is knit with 3.6mm needles. Cast on and work in the round according to the schematics, first with pattern stitch A, then pattern stitch B, then stockinette stitch. Work edging in the round around bottom of hat. Attach flower motifs.

Abbreviations: CO = cast on; BO = bind off; RE = row(s) even; rep = repeat(s)

●back



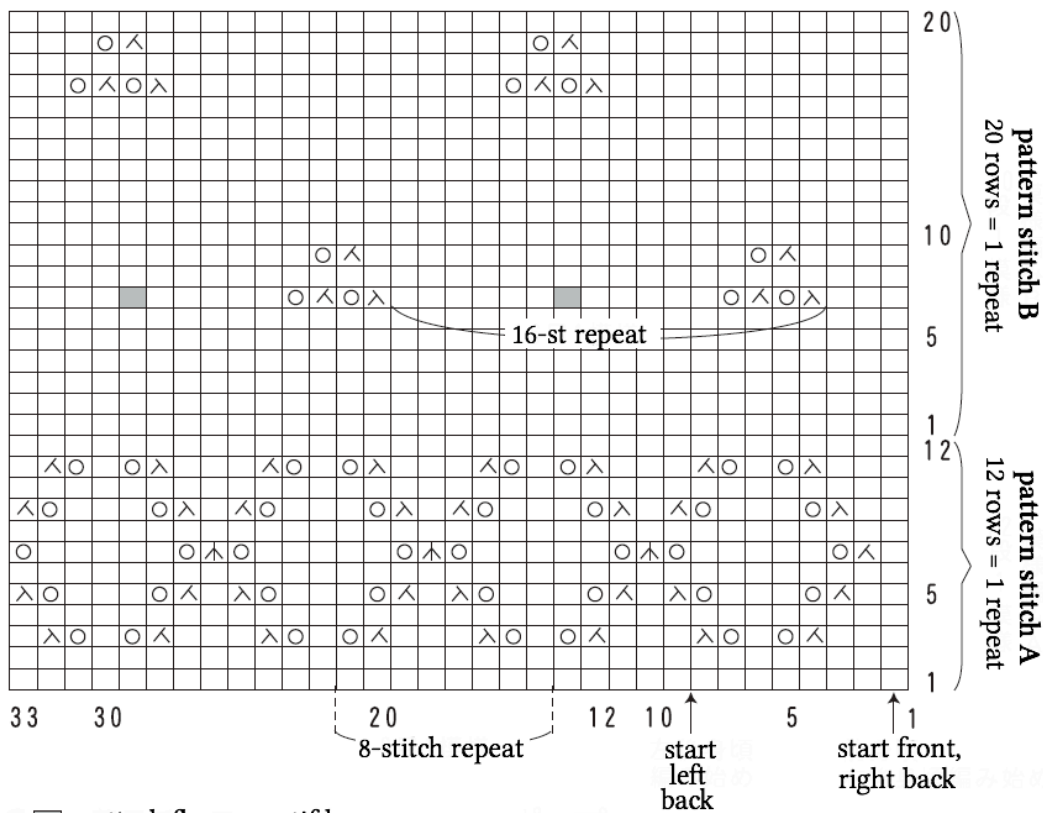
●front



※use #51 ivory for body, sleeves, and edging

●pattern stitch (3.9mm needles)

□ = □ knit stitch



●flower motif (3.0mm hook)



m = magic ring

#53 baby pink: make 6
#55 mint green: make 3
#56 baby blue: make 4

●bobbles (3.0mm hook)



#52 baby pink: make 4
#55 mint green: make 3
#56 baby blue: make 3

●buttons (make 3; 3.0mm hook)



scraps

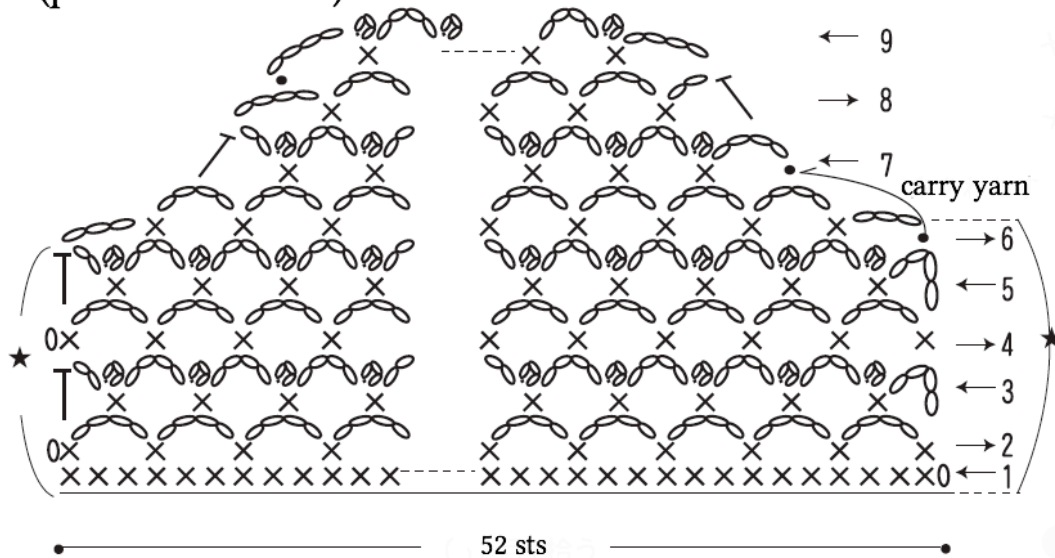
cinch shut

1.5cm

m = magic ring

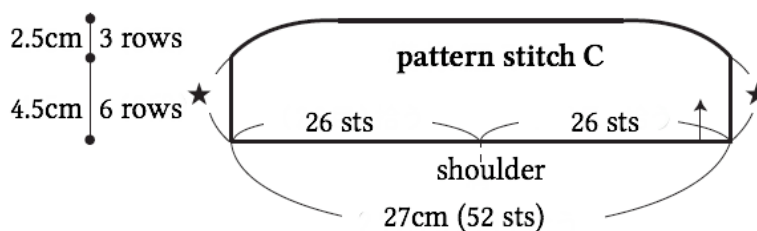
make 1 each in #52
baby pink, # 55 mint
green & #56 baby blue
※ on 3rd round of sc, insert
scrap yarn & cinch shut

●sleeve (make two; 3.0mm hook) (pattern stitch C)

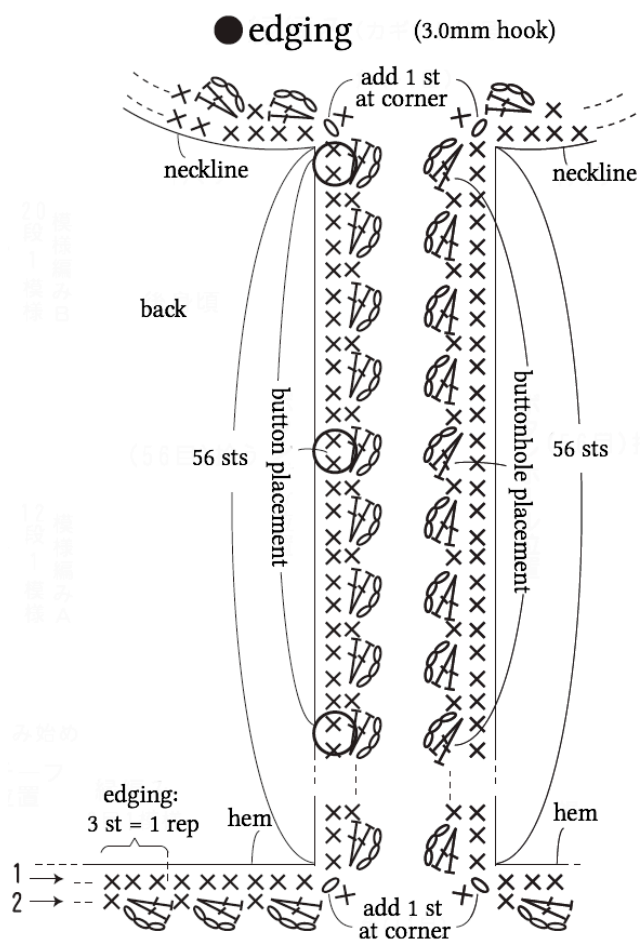
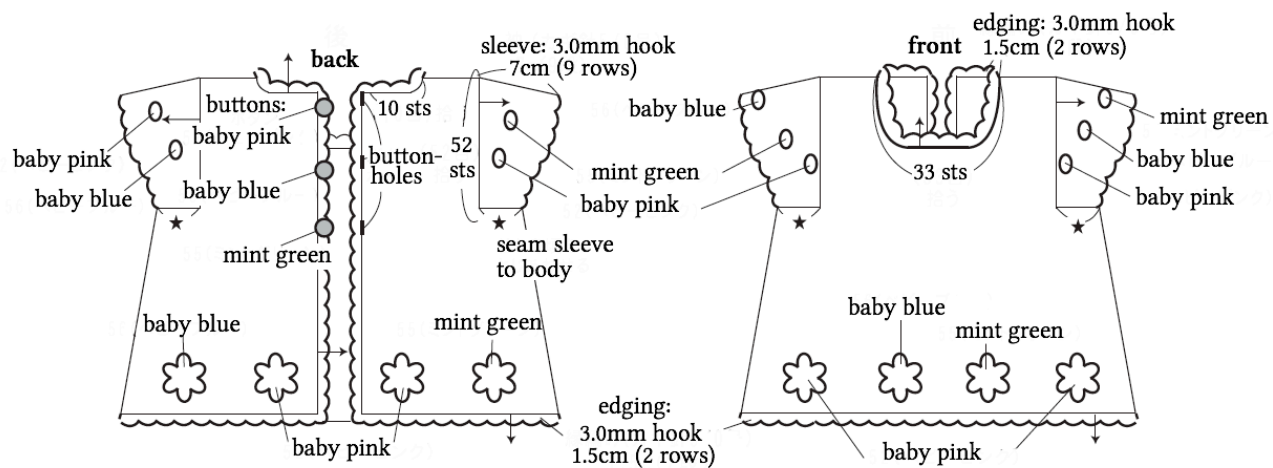


52 sts

●sleeve (make 2; 3.0mm hook)



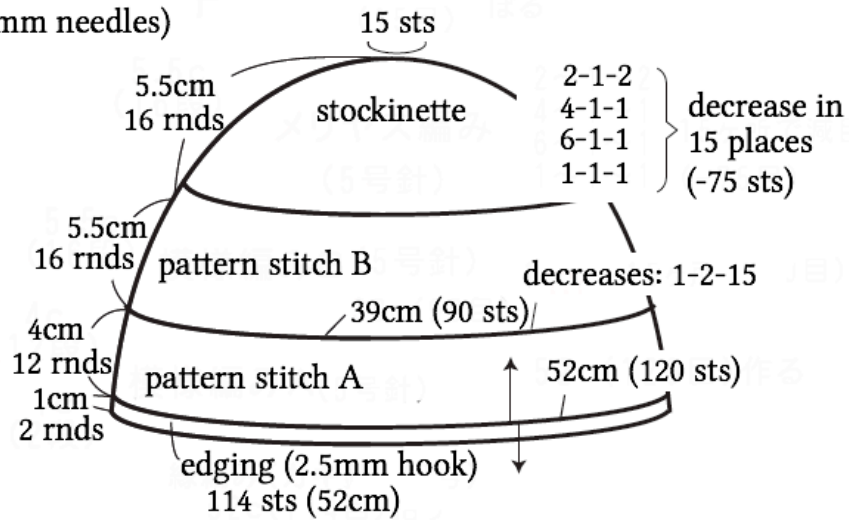
27cm (52 sts)



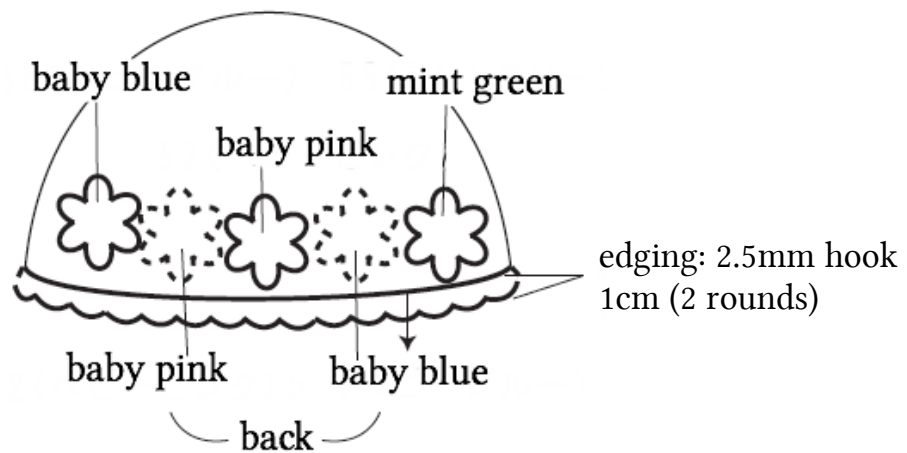
●hat

(3.6mm needles)

※pull yarn through & cinch shut



※work body and edging of hat in #51 ivory



●hat edging

(2.5mm hook)



● pattern stitch for hat (3.6mm needles)

□ = □ knit st

